

INSTALLATION, MAINTENANCE & OPERATING INSTRUCTIONS SERIES DGV CONTINUOUS AUTOMATIC VENT VALVE

• PATENT PENDING •

1. IMPORTANT - BEFORE INSTALLATION

Automatic Vent Valves will continuously vent gases for a liquid-carrying pipeline or vessel. This is a float operated valve which opens when the liquid level falls (indicating presence of gas) and closes when the gas has been evacuated as the liquid level rises. This valve will automatically vent gas collected over liquid to a pressure of 100 PSI. The specific gravity of liquid shall not be less than 0.9.

Caution: Plastic materials will degrade in ultra-violet (UV) light or sunlight.

2. INSTALLATION

The Automatic Vent Valve should be installed in an upright position at points in the piping system or vessel where unwanted gas accumulates. In most cases, residual liquid and/or vapor in the valve may be released from the outlet port just prior to valve shut-off. Therefore, Plast-O-Matic recommends piping the outlet port to a safe area.

Threaded Connections - A suitable thread sealant (Ex. PTFE tape) should be applied to male tapered threads to assure a "leak-tight" seal. The assembly need only be made "hand-tight" followed by a quarter (1/4) turn with a strap wrench. Do not over tighten or use pipe wrenches on plastic pipe and components.

Caution: PTFE tape will "string" as pipe threads are joined. Loose "strings" could lay across the seating surface and prevent the valve from completely closing. To avoid this problem, clean out the old tape, and do not apply tape to the first thread.

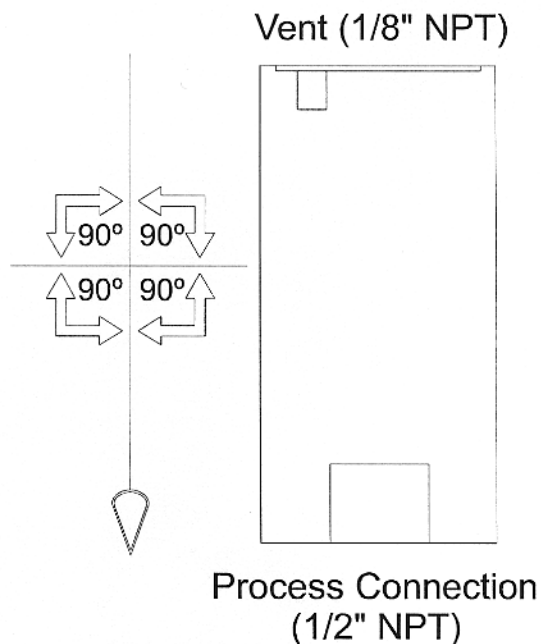
Caution: Connection should be made only to plastic fitting; metal pipe should only be installed with an intervening plastic nipple. Metal pipe and straight threaded pipe tend to cut, stretch, and distort the plastic bodies, which could result in cracking or leaking over time.



3. MAINTENANCE



Plast-O-Matic recommends keeping a spare seal kit available for repairs. Seal life will vary in applications due to cycles, temperatures, pressures, chemicals and concentration. Based on the application, a periodic inspection and maintenance plan should be established.

Series DGV MUST be oriented vertically as shown.



• PATENT PENDING •

TOP VIEW:
Vent (1/8" NPT)



BOTTOM VIEW:
Process Connection
(1/2" NPT)

• PATENT PENDING •



PLAST-O-MATIC VALVES, INC.

1384 Pompton Ave • Cedar Grove, NJ 07009 • 973-256-3000 • FAX: 973-256-4745 • www.plastomatic.com